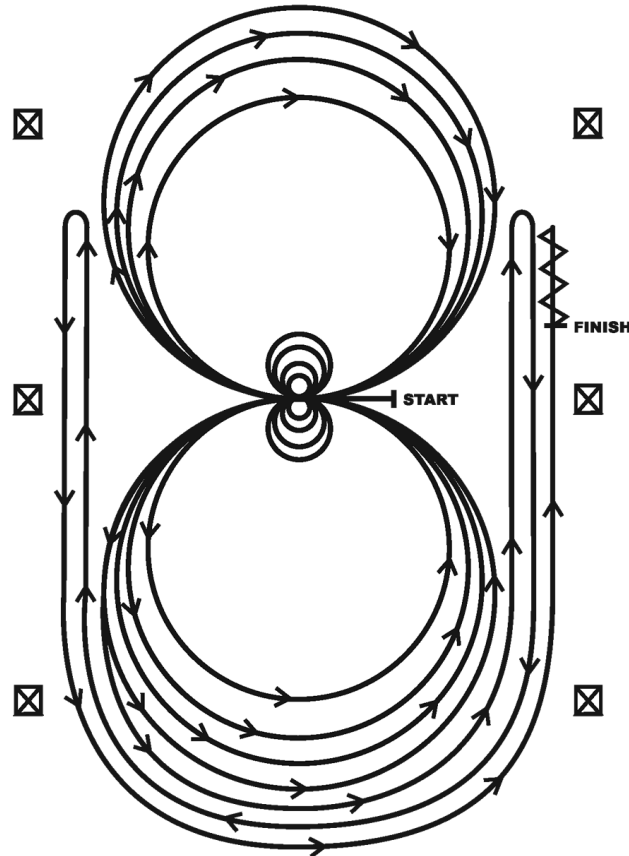


GULF COAST APPALOOSA WINTER WARM-UP

ALL REINING

Show Date: 01-22&23-2022

REINING PATTERN 5



Horses may walk or jog to the center of arena. Horses must walk or stop prior to starting pattern. Beginning at the center of the arena facing the left wall or fence.

1. Beginning on the left lead, complete three circles to the left: the first two circles large and fast; the third circle small and slow. Stop at the center of the arena. Hesitate.
2. Complete four spins to the left. Hesitate.
3. Beginning on the right lead, complete three circles to the right: the first two circles large and fast; the third circle small and slow. Stop at the center of the arena. Hesitate.
4. Complete four spins to the right. Hesitate.
5. Beginning on the left lead, run a large fast circle to the left, change leads at the center of the arena, run a large fast circle to the right, and change leads at the center of the arena. (Figure 8)
6. Continue around previous circle to the left but do not close this circle. Run up the right side of the arena past the center marker and do a right rollback at least twenty feet (six meters) from the wall or fence—no hesitation.
7. Continue around previous circle but do not close this circle. Run up the left side of the arena past the center marker and do a left rollback at least twenty feet (six meters) from the wall or fence—no hesitation.
8. Continue back around previous circle but do not close this circle. Run up the right side of the arena past the center marker and do a sliding stop at least twenty feet (six meters) from the wall or fence. Back up at least ten feet (three meters). Hesitate to demonstrate completion of the pattern.

[R/AQHAP-5]

Pattern Provided by:

JUDGES

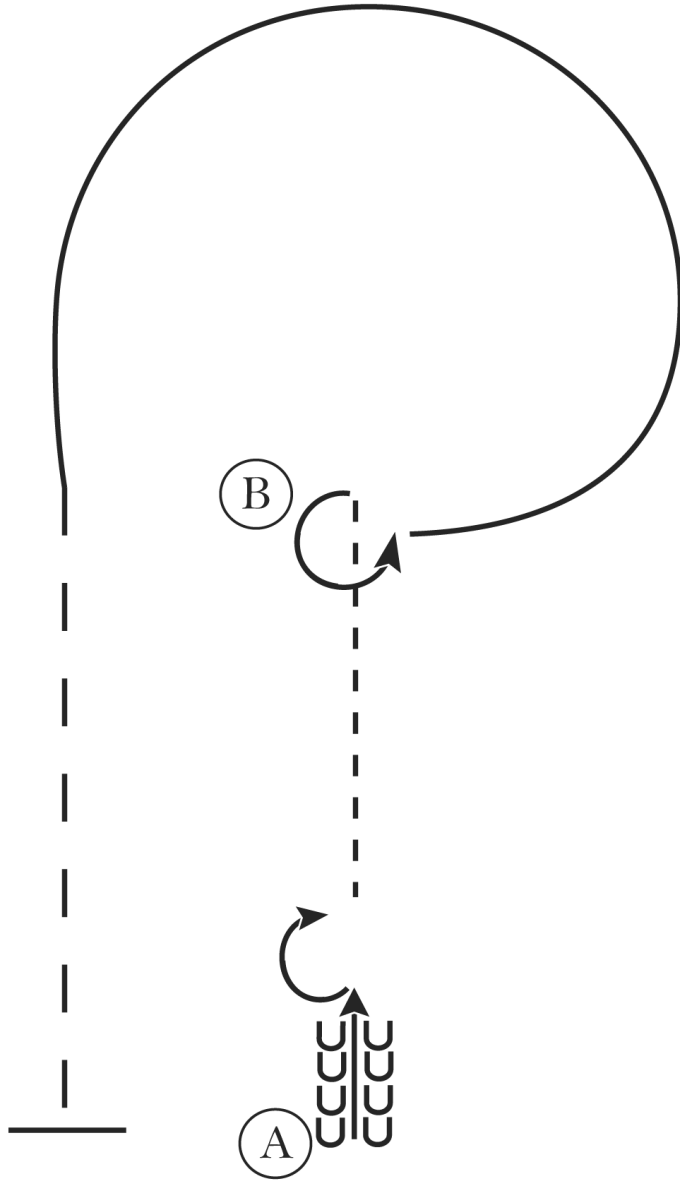
GULF COAST APPALOOSA WINTER WARM-UP

BAREBACK HORSEMANSHIP

Show Date: 01-22&23-2022

www.HorseShowPatterns.com

www.HorseShowPatterns.com



1. Back 4 steps at A.
2. Perform a 180 degree turn to the right.
3. Jog to B.
4. At B perform a 270 degree turn to the left .
5. Lope a circle around B on the left lead.
6. At B extend the jog to A.
7. At A stop.

Walk
Jog	-----
Extended Jog	-----
Lope	—————
Leg Yield	
Lead Change	↘
Back	←←←← ←←←←
Marker	Ⓚ
Sidepass	←←←←

[WH/2-8]

Pattern Provided by:
JUDGES

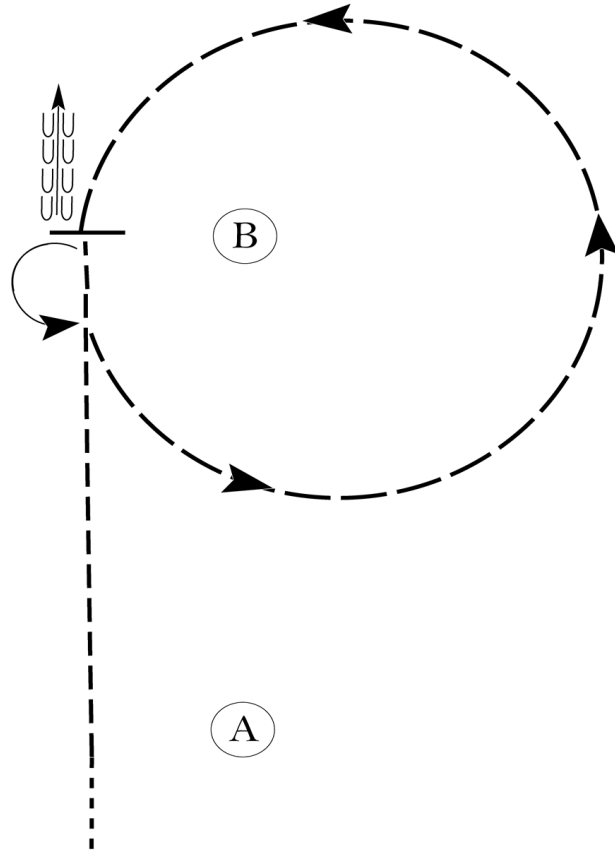
GULF COAST APPALOOSA WINTER WARM-UP

WALK TROT HORSEMANSHIP

Show Date: 01-22&23-2022

w w w . H o r s e S h o w P a t t e r n s . c o m

w w w . H o r s e S h o w P a t t e r n s . c o m



Be ready before A.

1. Walk to A.
2. Jog to B. Stop and turn 180 degrees left.
3. Perform an extended jog circle to the left.
4. Stop at B and back approximately one horse length.

Follow the instructions of your ring steward.

Walk	-----
Jog	-----
Extended Jog	-----
Lope	—————
Leg Yield	
Lead Change	—/—
Back	← — — —
Marker	⊙ B
Sidepass	←-----→

[WH/WT-37]

Pattern Provided by:
JUDGES

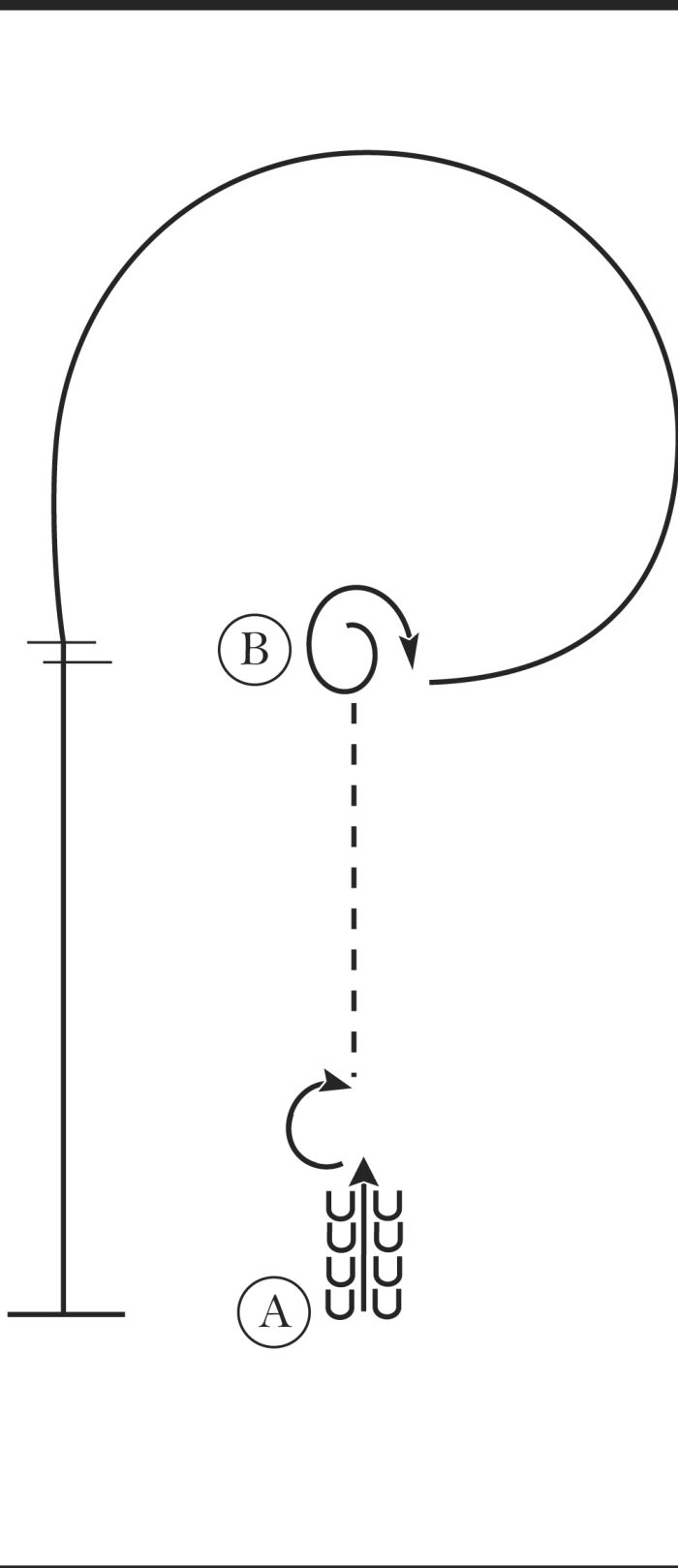
GULF COAST APPALOOSA WINTER WARM-UP

ALL HORSEMANSHIP except WALK/TROT

Show Date: 01-22&23-2022

www.HorseShowPatterns.com

www.HorseShowPatterns.com



1. Back 4 steps at A.
2. Perform a 180 degree turn to the right.
3. Jog to B.
4. At B perform a 450 degree spin to the right.
5. Lope a circle around B on the left lead.
6. At B perform a flying lead change.
7. Lope on the right lead to A.
8. Stop at A.

Walk
Jog	-----
Extended Jog	-----
Lope	————
Leg Yield	
Lead Change	↙↘
Back	←←←←
Marker	(B)
Sidepass	←←←←

[WH/2-38]

Pattern Provided by:

JUDGES

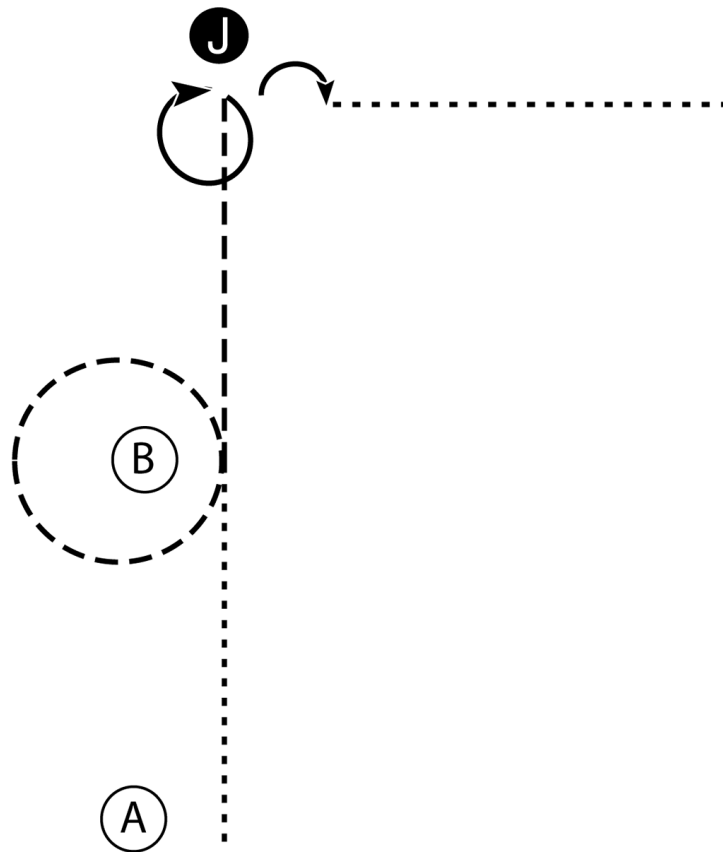
GULF COAST APPALOOSA WINTER WARM-UP

ALL SHOWMANSHIP


Show Date: 01-22&23-2022

w w w . H o r s e S h o w P a t t e r n s . c o m

w w w . H o r s e S h o w P a t t e r n s . c o m



1. Walk from A to B.
2. At B trot. Trot a circle around B and continue to the Judge.
3. Stop and perform a 360 degree turn. Set up for inspection.
4. When dismissed perform a 90 degree turn.
5. Walk straight away from the Judge.

Walk
Trot - - - - -
Back ← 
Marker (B)
Judge (J)

[S/2-8]

Pattern Provided by:
JUDGES