

# Gulf Coast Appaloosa Club

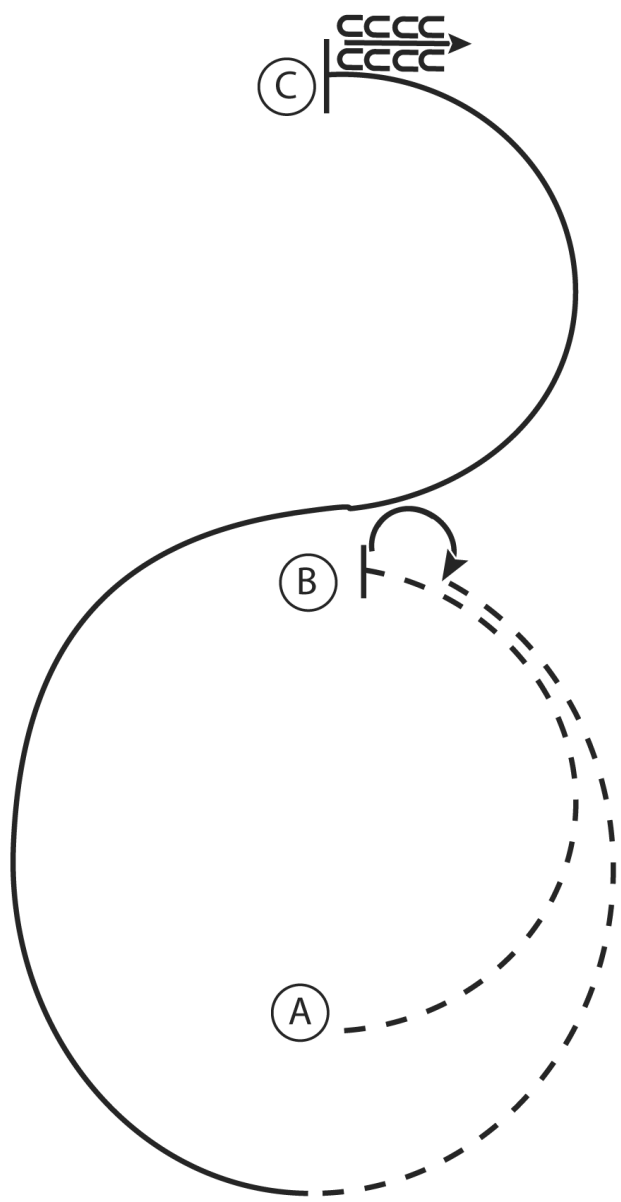
## Saddle Seat EQ

Show Date: 1/22-23/2022

w w w . H o r s e S h o w P a t t e r n s . c o m

w w w . H o r s e S h o w P a t t e r n s . c o m

1. Posting trot half circle A to B
2. At B stop and perform a 180 degree turn to the right on the forehand
3. Posting trot half circle B to A
4. At A canter a half circle to B on the left lead
5. At B maintain the left lead in a half circle to C
6. At C stop and back 4 steps



Walk	.....
Trot	- - - - -
Extended Trot	— — — — —
Canter	—————
Leg Yield	
Lead Change	— / —
Back	← C C C C
Marker	Ⓚ
Sidepass	← - - - ←

[HSE/2-7]

Pattern Provided by:

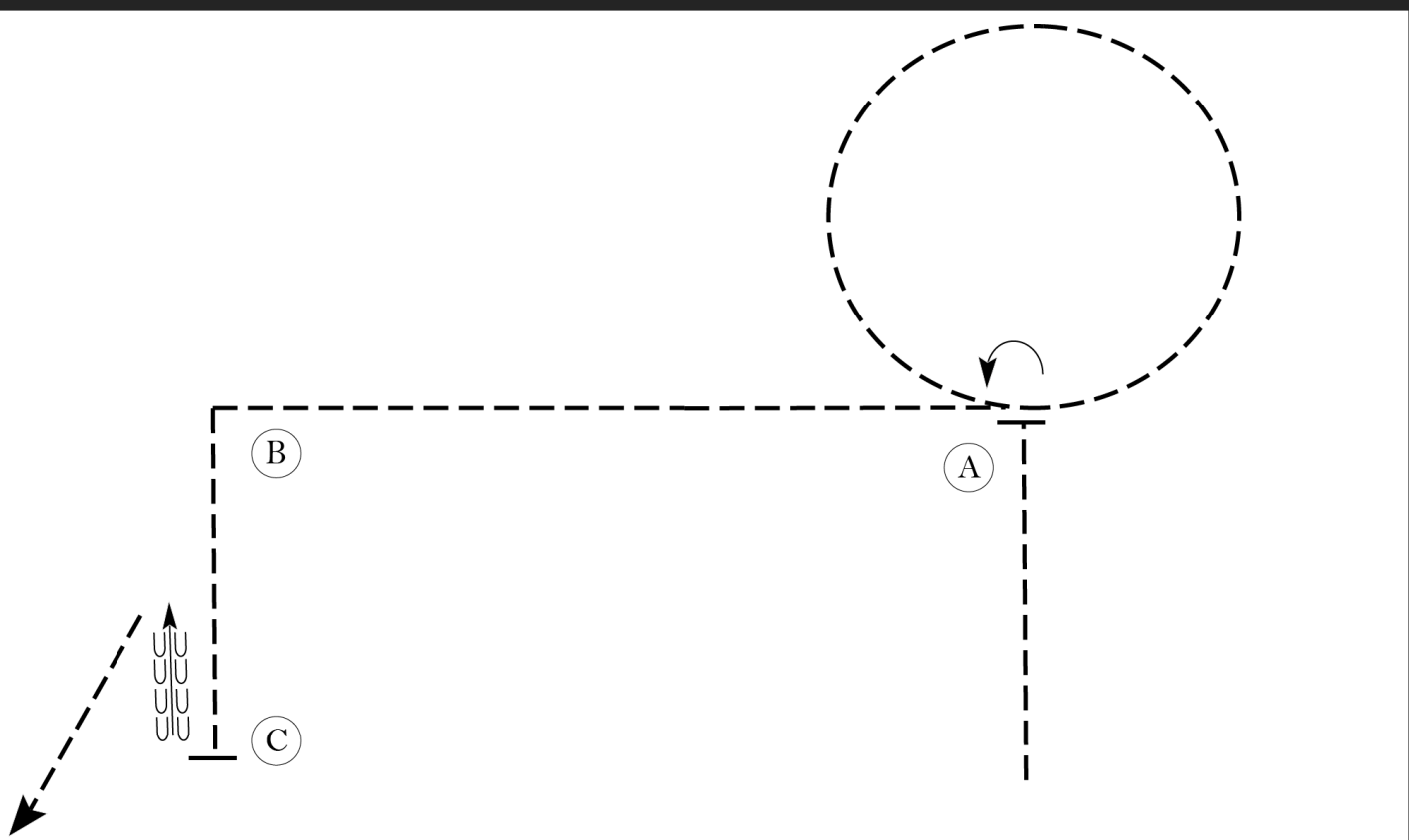
# Gulf Coast Appaloosa Club

## Hunt Seat Equitation (All W/T)

Show Date: 1/22-23/2022

w w w . H o r s e S h o w P a t t e r n s . c o m

w w w . H o r s e S h o w P a t t e r n s . c o m



1. Walk past A.
2. Stop and perform a 90 degree turn on the forehand to the left.
3. Trot a large circle to the right on the left diagonal.
4. Halfway to B, perform a sitting trot to B.
5. As you pass B, pick up the right diagonal and continue to C.
6. Stop at C and back one horse length and exit at a trot.

Follow the instructions of your ring steward.

Walk	-----
Trot	- - - - -
Extended Trot	- - - - -
Canter	—————
Leg Yield	
Lead Change	///
Back	←←←
Marker	(B)
Sidepass	←←←
Hand Gallop	———

[HSE/WT-78]

Pattern Provided by:

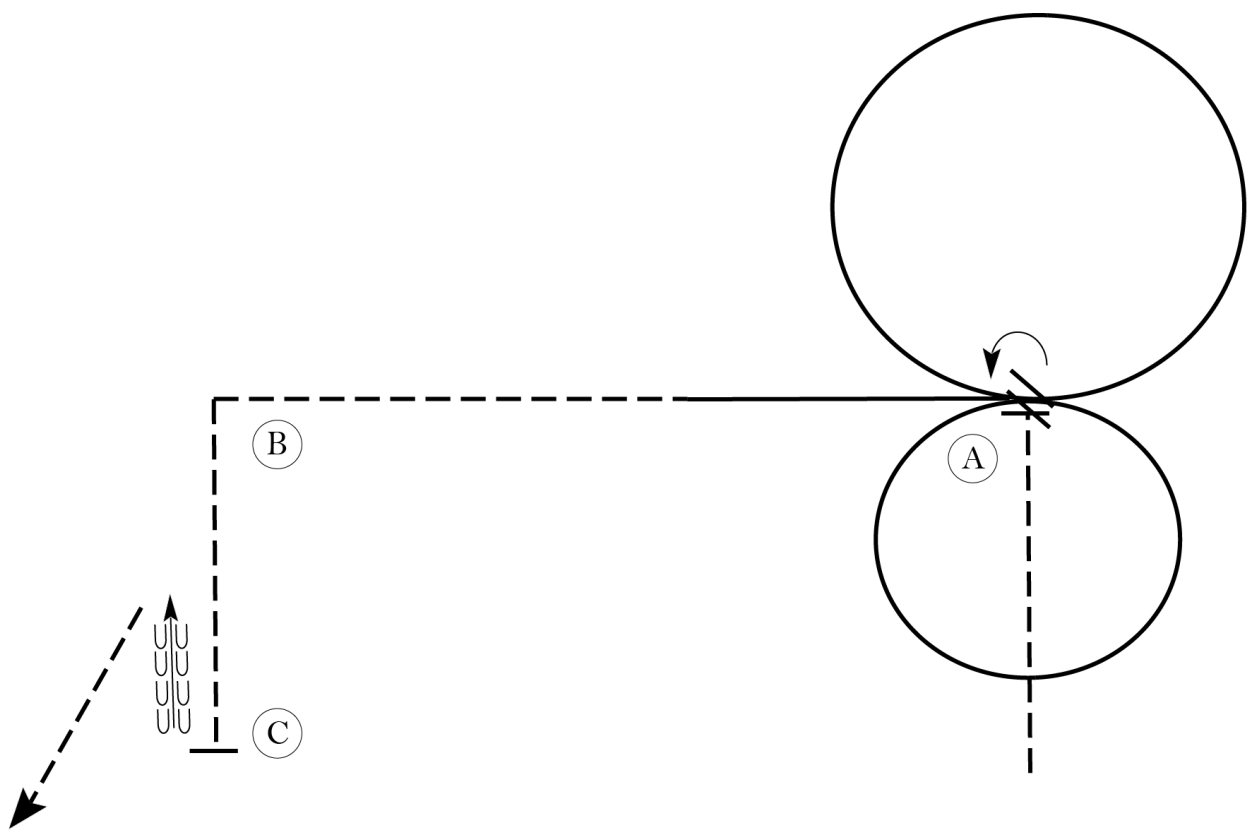
# Gulf Coast Appaloosa Club

## Hunt Seat Equitation (All except W/T)

Show Date: 1/22-23/2022

w w w . H o r s e S h o w P a t t e r n s . c o m

w w w . H o r s e S h o w P a t t e r n s . c o m



1. Trot on the left diagonal past A.
2. Stop and perform a 90 degree turn on the forehand to the left.
3. Canter a large circle to the right on the right lead.
4. Perform a simple lead change.
5. Canter a smaller circle to the left on the left lead and continue toward B.
6. Halfway to B, break to a sitting trot.
7. As you pass B, pick up the right diagonal and continue to C.
8. Stop at C and back one horse length and exit at a trot.

Follow the instructions of your ring steward.

Walk	-----
Trot	- - - - -
Extended Trot	-----
Canter	—————
Leg Yield	
Lead Change	↙ ↘
Back	← ← ← ← ←
Marker	(B)
Sidepass	← ← ← ← ←
Hand Gallop	—————

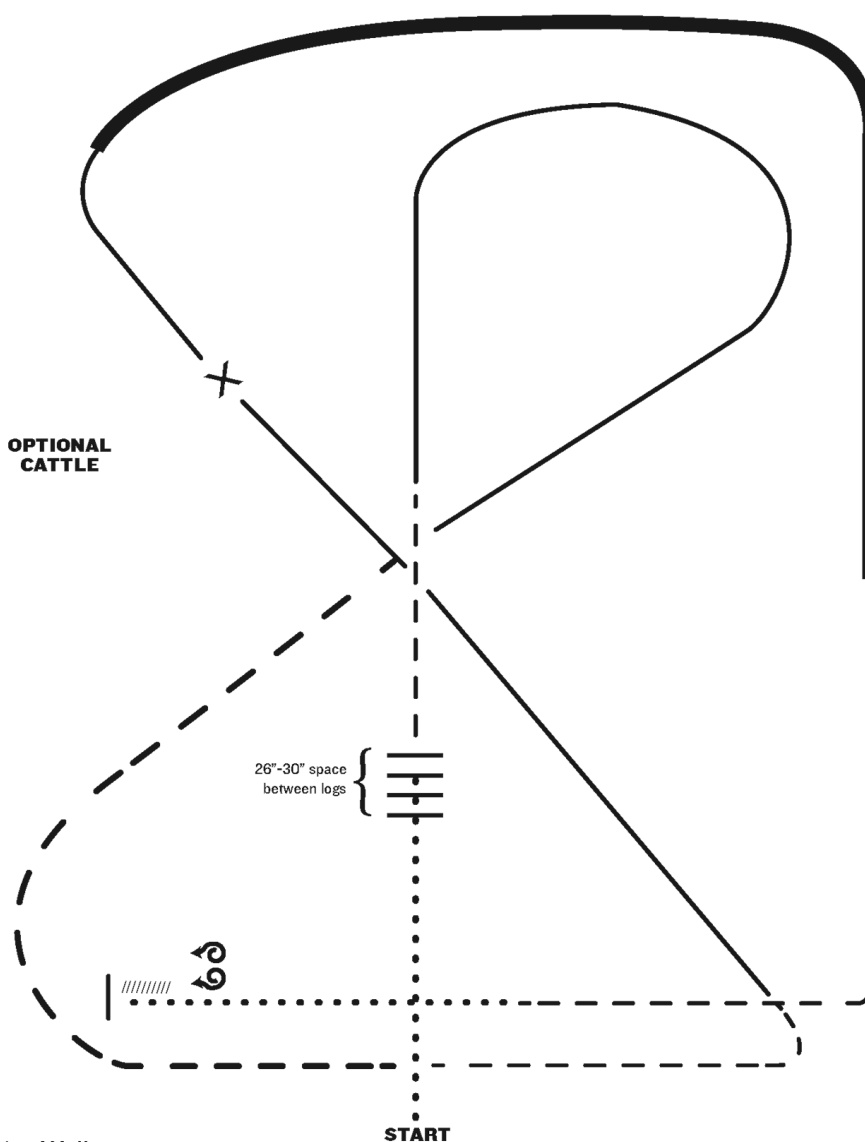
[HSE/2-78]

Pattern Provided by:

# Gulf Coast Appaloosa Club

## All Ranch Riding

Show Date: 1/22-23/2022



1. Walk
2. Walk over logs
3. Trot
4. Lope right lead
5. Extended trot
6. Trot
7. Lope left lead
8. Change leads (simple or flying)
9. Right lead, extended lope
10. Collect Lope
11. Trot
12. Walk
13. Stop and back
14. 360 degree turn each direction (either direction 1st) (L-R or R-L)

Note: The drawn description of this pattern is only intended for the general depiction of the pattern. Exhibitors should utilize the arena space to best exhibit their horses.

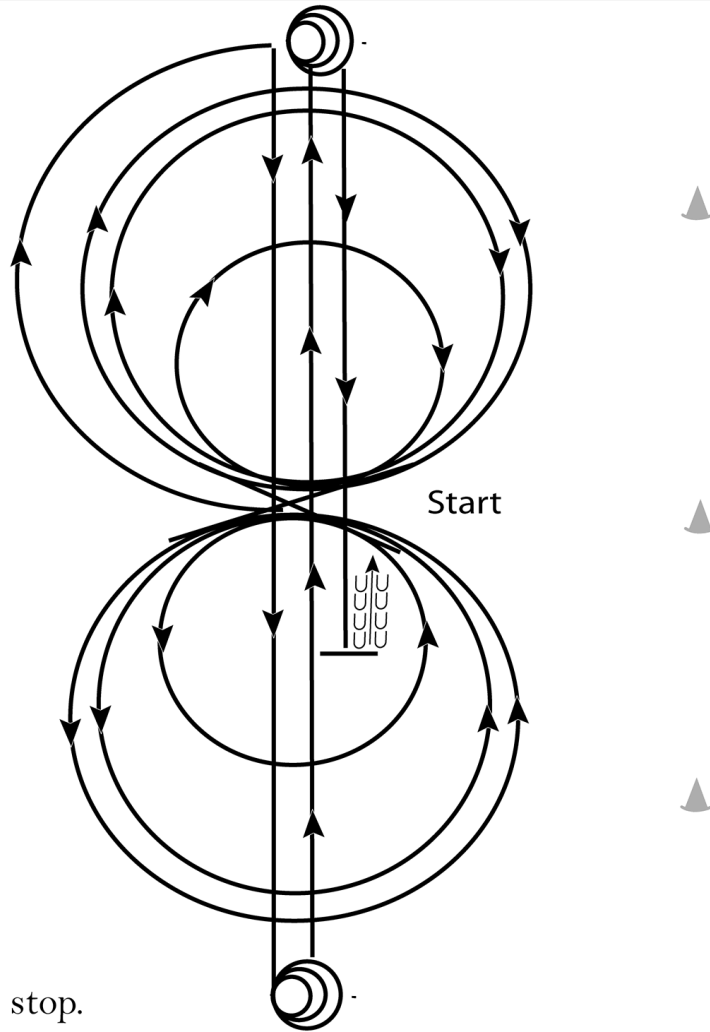
[RR/AQHA-5]

Pattern Provided by:

# Gulf Coast Appaloosa Club

## All Ranch Reining

Show Date: 1/22-23/2022



Pattern 9

Trot to center of arena, stop.

Start pattern facing towards judge.

1. Beginning on the right lead, complete 3 circles to the right; the first circle small and slow followed by two large fast circles. Change leads at the center of the arena.
2. Complete 3 circles to the left, the first circle small and slow followed by two large fast circles. Change leads at the center of the arena.
3. Continue around end of arena without breaking gait or changing leads, run down center of arena past end marker, and execute a square sliding stop.
4. Complete 3 1/2 spins to the left.
5. Run down center of arena past end marker and execute a square sliding stop.
6. Complete 3 1/2 spins to the right.
7. Run down center of arena past center marker and execute a square sliding stop.
8. Back at least 10 feet. Hesitate to complete pattern.

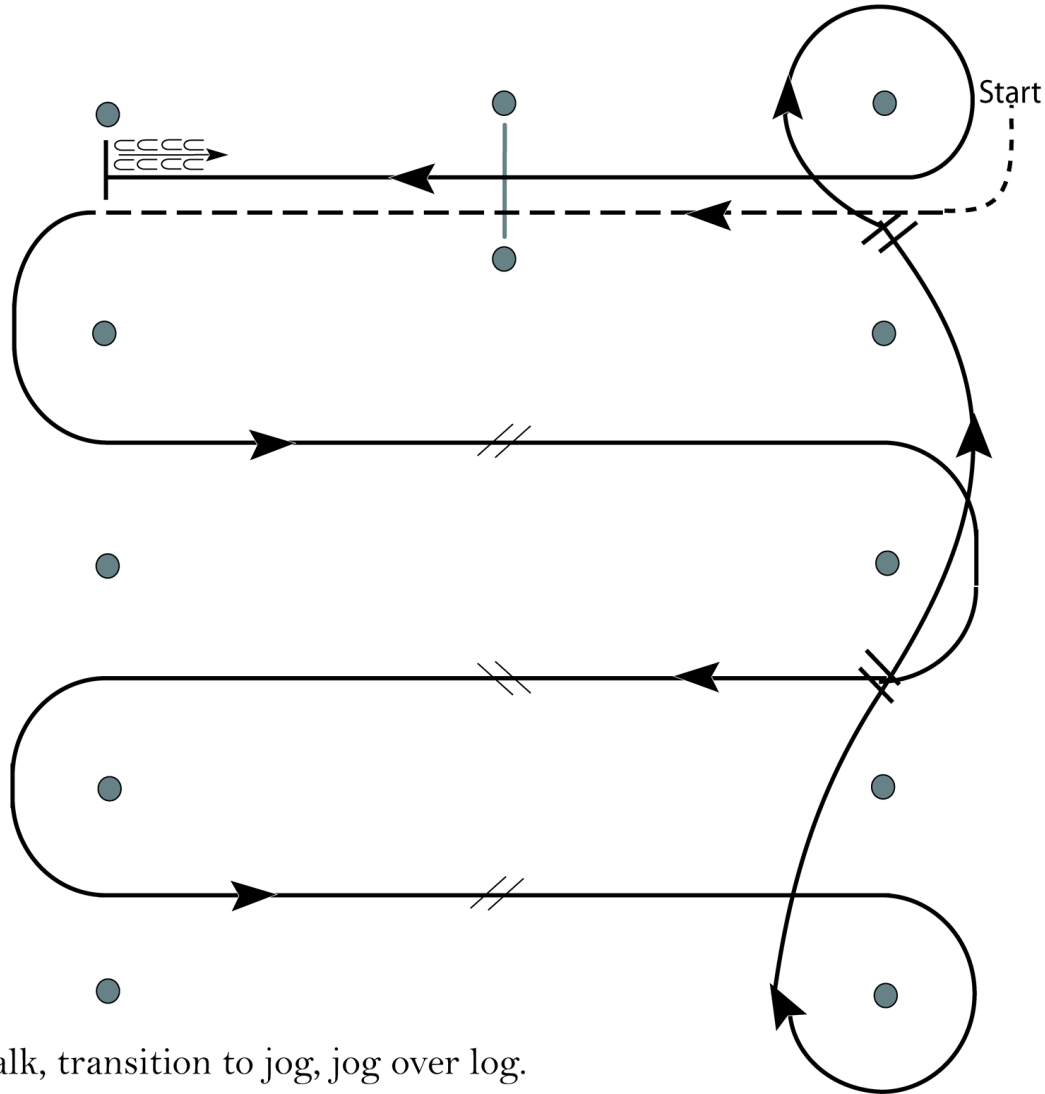
[NRCHAWC/9]

**Pattern Provided by:**

# Gulf Coast Appaloosa Club

## Western Riding (Green & Novice)

Show Date: 1/22-23/2022



1. Walk, transition to jog, jog over log.
2. Transition to left lead lope.
3. First crossing change.
4. Second crossing change.
5. Third crossing change.
6. Circle and first line change.
7. Second line change and circle.
8. Lope log.
9. Stop and back.

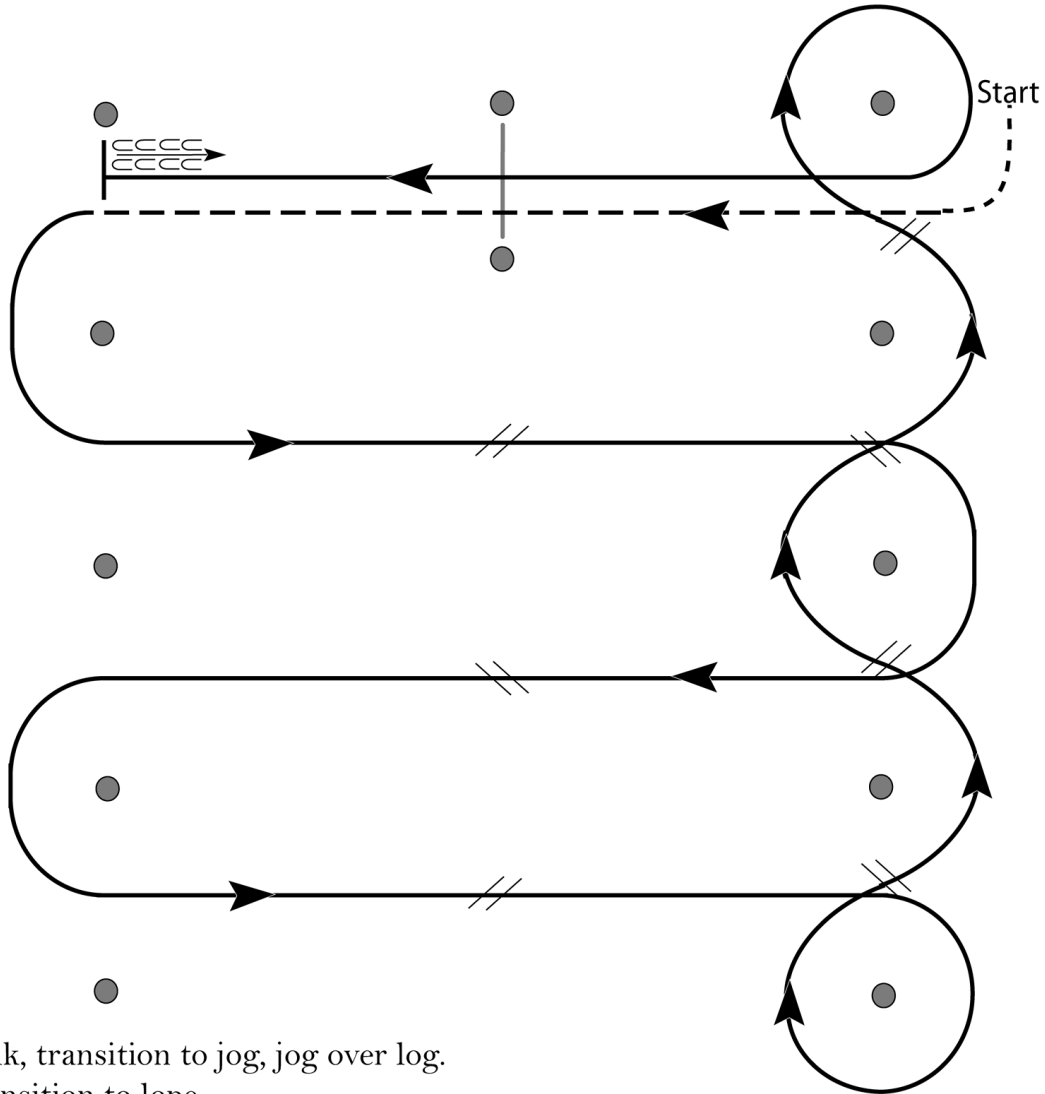
[WR/GP-2]

Pattern Provided by:

# Gulf Coast Appaloosa Club

## Western Riding (All except Green & Nov)

Show Date: 1/22-23/2022



1. Walk, transition to jog, jog over log.
2. Transition to lope.
3. First crossing change.
4. Second crossing change.
5. Third crossing change.
6. Circle and first line change.
7. Second line change.
8. Third line change.
9. Fourth line change and circle.
10. Lope log.
11. Lope, stop and back.

[WR/OP-2]

Pattern Provided by:

w w w . H o r s e S h o w P a t t e r n s . c o m

w w w . H o r s e S h o w P a t t e r n s . c o m